

Polyphenolic compounds content and antioxidant activity of agroindustrial residue from açai infusion processing

Mayra B. C. Costa ^{1*}, Thaíse S. Santos ², Luciana C. L.A. Santana ^{1,2}

¹ Food engineering/Center of Exact Sciences and Technology/Food Technology Department/Federal University of Sergipe, Aracaju, Brazil.

² Biotechnology Postgraduate Program /Food Technology Department/Federal University of Sergipe/Aracaju, Brazil.

*bittenmayyra@gmail.com

ABSTRACT

This study investigated the potential utilization of agroindustrial residue from Açai infusion production ('Açai Coffee') as a source of bioactive compounds. Extracts were obtained by maceration technique using different concentrations of aqueous ethanol solutions (40%-80%) and analysed for total polyphenolic content and antioxidant activity. The 70% ethanol extract showed higher total phenolic (87.86 mg GAE/100g) and total flavonoid (19.31 mg QCT/100g). However higher antioxidant activity was obtained by 60% ethanol extract. These findings suggest promising potential for the sustainable utilization of 'Açai Coffee' residue in the food industry, contributing to reduction and valorization of agroindustrial by-products.

Keywords: Bioactive compounds. Extraction. Açai. Residue.

1 INTRODUCTION

The açai fruit is known for being rich in proteins, monounsaturated fats, vitamins A, B1 and E, as well as antioxidant substances such as anthocyanins. These compounds confer beneficial health properties to açai such as reduction of bad cholesterol and improved bowel function¹. Some Brazilian industries have commercialized the infusion of açai seeds, also called "açai coffee", as a tasty, caffeine-free drink.

The reuse of coffee waste is a practice that promotes sustainability, bringing both environmental and economic benefits. The study by Furtado et al.² have highlighted the potential of coffee husks for producing bioactive compounds, organic fertilizers, and biofuels, thereby fostering a circular economy. However, there are no reports about use of "açai coffee" waste.

From the açai infusion production process, a large amount of waste is generated and discarded. Considering the concept of circular economy, this work aimed to evaluate the potential of this agroindustrial waste as a source of bioactive compounds.

2 MATERIALS AND METHODS

The residue (peel, rest of açai seed and roasting residue) was acquired from açai infusion production industry located in the Chapada Diamantina, Bahia. For extraction of compounds, different concentrations of aqueous ethanol solutions ranging from 40% to 80% were prepared and mixed with residue using a ratio of 1:5 (solid:solvent). The samples were macerated and agitated in the shaker at 200 rpm, 30°C for 1 h. After that, the samples were filtered through filter paper³.

The extracts were analysed for total phenolics by Folin-Ciocalteu method⁴, using gallic acid as a standard. Results were expressed in milligrams of gallic acid equivalents (GAE)/100 g of residue. Total flavonoid was determined by aluminum chloride method⁵. Results were expressed in milligrams of quercetin (QCT)/100 g of dry residue. The extracts were evaluated for antioxidant activity using the capture of the DPPH radical (2,2-diphenyl-1-picrylhydrazyl) method⁶.

The extracts were also evaluated for antimicrobial activity using the disk diffusion test⁷ against the bacteria *Bacillus cereus* (CBAM 0353), *Bacillus subtilis* (INCQS 00002), *Staphylococcus aureus* (INCQS 00014), *Serratia marcescens* (CBAM 0519), *Escherichia coli* (CBAM 0002), *Salmonella typhimurium* (CBAM 0018), *Salmonella Enteritidis* (INCQS 00258) and *Enterococcus faecalis* (INCQS 00531) were provided by the microorganism collection of the Oswaldo Cruz Foundation (Manguinhos, Rio de Janeiro). The bacterial strains were seeded in petri plates contained Mueller-Hinton agar and discs of 6 mm contained the extracts were placed on agar and incubated at 35°C for 24 h. The inhibition zones formed were determined in millimeters.

3 RESULTS AND DISCUSSION

The total phenolic and total flavonoid content were higher in the 70% ethanol extract, being 87.86 mg GAE/100g and 19.31 mg QCT/100 g, respectively (Figures 1 and 2). These results indicate the influence of ethanol concentration on the extraction of these bioactive compounds, meaning the presence of compounds with hydrophobic characteristics, i.e. higher affinity by ethanol. On

the other hand, higher antioxidant activity was obtained in the 60% ethanol extract (5.76 $\mu\text{mol Trolox/g}$ of residue). This result can be due the presence of polar compounds with higher affinity by water than those obtained in the 70% ethanol extract. No study reports were found with this type of residue. Researchers as Fernandes et al.⁸ analysed the drink prepared with açaí seed, that showed 16.89 mg GAE/L. In comparison, the residue (this study) showed a superior value of phenolic compounds (120 mg GAE/L of extract) than the obtained in the drink. In relation to antimicrobial activity, the bacteria were not sensitive to extracts (diameters of inhibition zone of 6 mm).

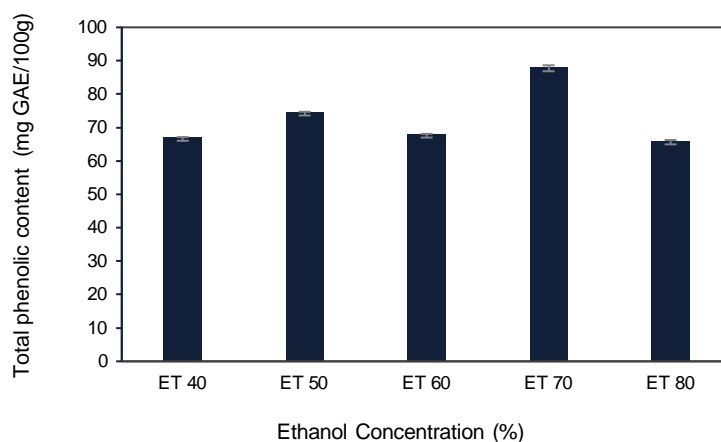


Figure 1. Total phenolic content in the extracts of agroindustrial residue from açaí infusion

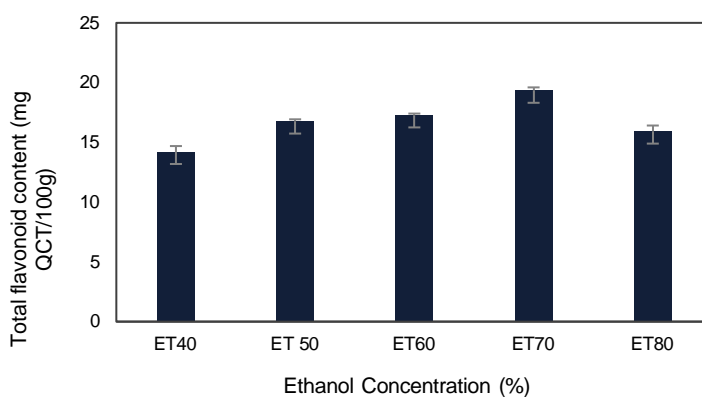


Figure 2. Total flavonoid content in the extracts of agroindustrial residue from açaí infusion

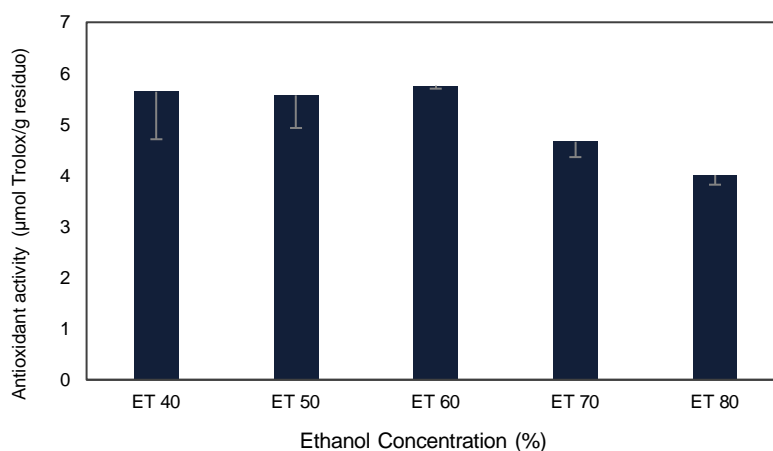


Figure 3. Antioxidant activity by DPPH method of extracts of agroindustrial residue from açaí infusion

4 CONCLUSION

The agroindustrial residue from Açai infusion showed potential to be used as a source of bioactive compounds. Regarding the antimicrobial activity of the extracts from the residue, no bacterial inhibition was observed using ethanol solutions ranging from 40% to 80%. Future studies are still necessary to optimize the extraction process, as well as to test other extraction techniques.

REFERENCES

1. LIMA, C. P.; CUNICO, M. M.; MIYAZAKI, C. M. S.; MIGUEL, O. G.; CÔCCO, L. C.; YAMAMOTO, C. I.; MIGUEL, M. D. Polyphenolic content and antioxidant activity of Juçara palm fruits (*Euterpe edulis* Martius). *Revista Brasileira de Plantas Medicinai*s, v. 14, n. 2, p. 321-326, 2012.
2. FURTADO R. A. G., MANGIAVACCHI B. M., SANTOS K. P.. Reuse of Organic Waste: An Integrative Literature Review on the Forms and Benefits of Coffee Husk Reuse. *Multidisciplinary Access Journal*, v. 8, n. 1, p. 162-193, 2023.
3. VALVI, S. R.; RATHOD, VS; YESANE, DP Screening of three edible wild fruits for their antioxidant potential. 2011.
4. SHETTY, Kalidas et al. Prevention of Vitrification Associated with In vitro Culture of Oregano Sprouts (*Origanum vulgare*) by *Pseudomonas* spp. *Revista de Fisiologia Vegetal*, v. 3-4, p. 447-451, 1995
5. MEDA, Aline et al. Determination of the total phenolic, flavonoid and proline contents in Burkina Fasan honey, as well as their radical scavenging activity. *Food Chemistry*, v. 91, n. 3, p. 571-577, 2005.
6. KWON, Young-In I.; VATTEM, Dhiraj A.; SHETTY, Kalidas. Evaluation of clonal herbs of Lamiaceae species for management of diabetes and hypertension. *Asia Pacific Journal of Clinical Nutrition*, v. 15, n. 1, p. 107, 2006.
7. CLSI. Clinical and Laboratory Standards Institute. Methods for dilution antimicrobial susceptibility test for bacteria that grow aerobically. Approved standard, 10th ed. CLSI document M7-A10. 10th ed. Wayne, PA: Clinical and Laboratory Standards Institute, 2015.
8. FERNANDES, L. S., MARTINS, B. G., PAIXÃO, J. L., LUSTOZA, L. S. M., LAITE D. M..Utilization of açai seeds for the production of coffee-based beverage. *Revista Engenharia na Agricultura-REVENG*, v. 19, n. 6, p. 510-515, 2011

ACKNOWLEDGEMENTS

All of the authors thank the National Council for Scientific and Technological Development (CNPq, Brazil) for providing a scholarship to the first author. and FAPITEC (Foundation for Support to Research and Technological Innovation of the State of Sergipe) for financial support for the research (Process Number 431/2023).